


Allanson Street Primary School – Long Term Plan



	Autumn 1	Autumn 2	Spring 1	Spring 2	Summer 1	Summer 2	
Class Novel							
English	<p>Text: Queens Handbag by Steve Antony Audience: Children Purpose: To inform, to entertain Outcomes: To write own version of the story Supporting Texts: <i>The Queen's Hat</i> by Steve Antony</p>	<p>Text: Paper Planes Audience: Children/adults Purpose: To inform, to entertain Outcomes: To write using different sentence types</p> <p>Supporting Texts: Non-fiction books Amelia Earhart / The Wright Brothers</p>	<p>Text: Burger Boy Audience: Children Purpose: To inform, to persuade Outcomes: To write a letter of advice on healthy eating</p> <p>Supporting Texts: Eat Your Greens Goldilocks</p>	<p>Text: The Boy who Grew Dragons Audience: Children Purpose: To inform Outcomes: To write a real life account</p> <p>Supporting Texts: The Boy who Lived dragons</p>	<p>Text: Non-fiction books Audience: Children Purpose: To inform Outcomes: to write a non-chronological report on jungle animals</p> <p>Text: Little People Big Dreams - David Attenborough / Greta Thunberg Audience: Children Purpose: to inform Outcomes: to write a mini-biography</p>	<p>Text: The Enchanted Wood Audience: Children Purpose: to entertain Outcomes: To write a story about visiting an imaginary land</p>	


Text: Non-fiction books
Audience: children, adults
Purpose: to inform
Outcomes: To write an information booklet about Australia



Text: The Christmasaurus
Audience: children, adults
Purpose: to persuade
Outcomes: To write a letter to Father Christmas




Text: The Jungle Book by Rudyard Kipling
Audience: Children
Purpose: To entertain
Outcomes: to write a character description commenting on appearance and personality




Text: Great Fire of London
Audience: Children
Purpose: To inform, to entertain
Outcomes: To write a diary entry

Supporting Texts: Vlad and the Great Fire of London



Text: Greta and the Giants / Poetry examples
Audience: Children
Purpose: to entertain
Outcomes: to write a shape poem

Supporting Texts: Tidy



Text: Non-fiction books on Seaside Holidays
Audience: children
Purpose: to inform
Outcomes: to write information about seaside holidays now and in the past

<p>Grammar and Punctuation</p>	<p>To use present and past tense</p> <p>Use of progressive form of verbs in the present and past tense to mark actions in progress.</p> <p>Features of standard English</p> <p>Capital Letters, Full stops,</p>	<p>-Sentence with different forms: statement, question, exclamation mark, command.</p> <p>Question marks and exclamation marks</p> <p>-Apostrophes to mark where letters are missing in spelling – contractions</p> <p>-Commas to separate a list</p>	<p>-Subordination: Subordinating conjunctions (when, if, that or because).</p> <p>-Co-ordination: Co-ordinating conjunctions (or, and, or, but)</p> <p>-Expanded noun phrases to describe and specify</p>
<p>Revisit, retain, recap grammar and punctuation</p>	<p>Leaving spaces between words</p> <p>How words combine to make sentences</p> <p>Sequencing sentences to form short narratives</p> <p>Joining words and joining clauses using "and"</p> <p>Punctuate sentences using:</p> <ul style="list-style-type: none"> - a capital letter - a full stop -question mark -exclamation mark <p>Using a capital letter for names of people, places, the days of the week,</p> <p>Using a capital letter for the personal pronoun 'I'</p> <p>Suffixes that can be added to verbs where no change is needed in the spelling</p>		
<p>Spelling</p>	<p><u>Read Write Inc</u></p> <p>Daily spelling sessions within differentiated groups focusing on set 1, 2 or 3 sounds</p> <p><u>Fortnightly discrete spellings for each RWI group:</u></p> <p>Focus sounds / CEW</p> <p>Higher ability Year 2 Headstart & CEW - dge, ge, g before the e, g before i and y, j before a, o, i, e and u, c before e, i, y and e, gn, kn, wr, le, el, al, y, es to verbs ending in y, ed to words ending in y, ing to words ending in y,</p>	<p><u>Read Write Inc</u></p> <p>Daily spelling sessions within differentiated groups focusing on set 1, 2 or 3 sounds</p> <p><u>Fortnightly discrete spellings for each RWI group:</u></p> <p>Focus sounds / CEW</p> <p>Higher ability Year 2 Headstart & CEW - Adding er and est to words ending in y, adding er, est, ed and ing to words ending in e, words ending in e, adding y to words ending in e, adding er, ed, ing and est to one syllable words, a before ll and l, sound spelt o, ey, a after qu, or and ar after w, s as in treasure, tion, possessive apostrophe,</p>	<p><u>Read Write Inc</u></p> <p>Daily spelling sessions within differentiated groups focusing on set 1, 2 or 3 sounds</p> <p><u>Fortnightly discrete spellings for each RWI group:</u></p> <p>Focus sounds / CEW</p> <p>Higher ability Year 2 Headstart & CEW - Suffixes ment, ness, ful, less, ly, suffixes to words ending in y, contractions, homophones, near homophones,</p>

**NC
Objectives
Year 2
Reading**

Word reading

Pupils should be taught to:

- continue to apply phonic knowledge and skills as the route to decode words until automatic decoding has become embedded and reading is fluent
- read accurately by blending the sounds in words that contain the graphemes taught so far, especially recognising alternative sounds for graphemes
- read accurately words of two or more syllables that contain the same graphemes as above
- read words containing common suffixes
- read further common exception words, noting unusual correspondences between spelling and sound and where these occur in the word
- read most words quickly and accurately, without overt sounding and blending, when they have been frequently encountered
- read aloud books closely matched to their improving phonic knowledge, sounding out unfamiliar words accurately, automatically and without undue hesitation
- re-read these books to build up their fluency and confidence in word reading

Comprehension

Pupils should be taught to:

- develop pleasure in reading, motivation to read, vocabulary and understanding by:
- listening to, discussing and expressing views about a wide range of contemporary and classic poetry, stories and non-fiction at a level beyond that at which they can read independently
- discussing the sequence of events in books and how items of information are related
- becoming increasingly familiar with and retelling a wider range of stories, fairy stories and traditional tales
- being introduced to non-fiction books that are structured in different ways
- recognising simple recurring literary language in stories and poetry
- discussing and clarifying the meanings of words, linking new meanings to known vocabulary
- discussing their favourite words and phrases
- continuing to build up a repertoire of poems learnt by heart, appreciating these and reciting some, with appropriate intonation to make the meaning clear understand both the books that they can already read accurately and fluently and those that they listen to by:
- drawing on what they already know or on background information and vocabulary provided by the teacher
- checking that the text makes sense to them as they read and correcting inaccurate reading
- making inferences on the basis of what is being said and done
- answering and asking questions
- predicting what might happen on the basis of what has been read so far
- participate in discussion about books, poems and other works that are read to them and those that they can read for themselves, taking turns and listening to what others say

explain and discuss their understanding of books, poems and other material, both those that they listen to and those that they read for themselves.

**NC
Objectives
Year 2
Writing**

Writing - transcription

Spelling - see [English appendix 1](#)

Pupils should be taught to:

spell by:

- segmenting spoken words into phonemes and representing these by graphemes, spelling many correctly
- learning new ways of spelling phonemes for which one or more spellings are already known, and learn some words with each spelling, including a few common homophones
- learning to spell common exception words
- learning to spell more words with contracted forms
- learning the possessive apostrophe (singular) [for example, the girl's book]
- distinguishing between homophones and near-homophones
- add suffixes to spell longer words, including –ment, –ness, –ful, –less, –ly English – key stages 1 and 2 20 Statutory requirements
- apply spelling rules and guidance, as listed in English Appendix 1
- write from memory simple sentences dictated by the teacher that include words using the GPCs, common exception words and punctuation taught so far.

Handwriting and presentation

- form lower-case letters of the correct size relative to one another
- start using some of the diagonal and horizontal strokes needed to join letters and understand which letters, when adjacent to one another, are best left un-joined
- write capital letters and digits of the correct size, orientation and relationship to one another and to lower case letters
- use spacing between words that reflects the size of the letters.

Writing – composition

- plan their writing by:

- develop positive attitudes towards and stamina for writing by:
- writing narratives about personal experiences and those of others (real and fictional)
- writing about real events
- writing poetry
- writing for different purposes

Consider what they are going to write before beginning by:

- planning or saying out loud what they are going to write about
- writing down ideas and/or key words, including new vocabulary
- encapsulating what they want to say, sentence by sentence

make simple additions, revisions, and corrections to their own writing by:

- evaluating their writing with the teacher and other pupils

- re-reading to check that their writing makes sense and that verbs to indicate time are used correctly and consistently, including verbs in the continuous form
- proof-reading to check for errors in spelling, grammar and punctuation [for example, ends of sentences punctuated correctly]
- read aloud

Writing - vocabulary, grammar and punctuation

- develop their understanding of the concepts set out in English Appendix 2 by:

- learning how to use both familiar and new punctuation correctly (see English Appendix 2), including full stops, capital letters, exclamation marks, question marks, commas for lists and apostrophes for contracted forms and the possessive (singular)

learn how to use:

- sentences with different forms: statement, question, exclamation, command
- expanded noun phrases to describe and specify [for example, the blue butterfly]
- the present and past tenses correctly and consistently including the progressive form
- subordination (using when, if, that, or because) and co-ordination (using or, and, or but)
- the grammar for year 2 in English Appendix 2
- some features of written Standard English

use and understand the grammatical terminology in English Appendix 2 in discussing their writing

**NC
objectives
Year 1 – 6
Spoken
Language**

Spoken language

- listen and respond appropriately to adults and their peers
- ask relevant questions to extend their understanding and knowledge
- use relevant strategies to build their vocabulary
- articulate and justify answers, arguments and opinions
- give well-structured descriptions, explanations and narratives for different purposes, including for expressing feelings
- maintain attention and participate actively in collaborative conversations, staying on topic and initiating and responding to comments
- use spoken language to develop understanding through speculating, hypothesising, imagining and exploring ideas
- speak audibly and fluently with an increasing command of Standard English
- participate in discussions, presentations, performances, role play/improvisations and debates
- gain, maintain and monitor the interest of the listener(s)
- consider and evaluate different viewpoints, attending to and building on the contributions of others
- select and use appropriate registers for effective communication

