












Allanson Street Primary School – Long Term Plan



	Autumn 1	Autumn 2	Spring 1	Spring 2	Summer 1	Summer 2
Overarching Themes	Starting school, Me & my family, my home How do I feel?	Autumn/Celebrations Seasonal changes The Nativity	Winter Clothing Weather Animals	Plants/Life cycles Weather/seasons	Farm animals Life cycles	Journeys
English	  <p>Text: Goldilocks & the 3 Bears/3 Little Pigs</p> <p>Fiction - Traditional tales with character focus</p> <p>Outcome: Oral retelling of the story including actions.</p> <p>Use of story props to retell the story. Mark making - characters.</p>	 <p>Text: We're going on a leaf hunt</p> <p>Fiction - Repeated refrains. Retell with story map</p> <p>Outcome: Oral retelling of the story including actions.</p> <p>Use of story props to retell the story.</p> <p>Story sequencing.</p>	  <p>Text: Here comes Jack Frost/We're going on a bear hunt</p> <p>Fiction - retell with story map</p> <p>Outcome: Oral retelling of the story including actions.</p> <p>Use of story props to retell the story.</p> <p>To talk about beginning, middle and end events of the story. Making marks</p>	  <p>Text:</p> <p>Jack and the Beanstalk/The very hungry caterpillar</p> <p>Fiction - Traditional tale. Retell with story map</p> <p>Outcome: Oral retelling of the story including actions.</p> <p>Use of story props to retell the story.</p> <p>To talk about beginning, middle and end events of the story. Making marks to represent elements of the story.</p>	  <p>Text: Farmer Duck/A squash and a squeeze</p> <p>Fiction - Rhyme</p> <p>Outcome: To sequence images depicting key events in the story and use the images to retell the basic storyline</p>	  <p>Text: Rosie's walk/Who sank the boat?</p> <p>Fiction - Recount</p> <p>Outcome: Create own story map</p>

			to represent elements of the story. To begin to create a story map.	To begin to create a story map.		
Linked texts	<ul style="list-style-type: none"> - The colour Monster - My friend happy - The colour monster goes to school 	<ul style="list-style-type: none"> - It was a cold dark night - Stanley's Stick - Not a stick - The Leafman - Elf's naughty list - The Nativity 	<ul style="list-style-type: none"> - Goodbye Autumn, hello Winter - When will it be Spring? - The Snowflake - Snowballs - Supertato - Robin's First Winter 	<ul style="list-style-type: none"> - Jasper's Beanstalk - Oliver's vegetables - I really wonder what plant I'm growing (Charlie & Lola) - The Tiny seed 	<ul style="list-style-type: none"> - What the ladybird heard - -Pig's egg 	<ul style="list-style-type: none"> - Wheels, wings and things - What the ladybird heard at the seaside
Phonics phase 1	<p>Environmental sounds</p> <p>Instrumental sounds</p> <p>Body percussion</p>		<p>Rhythm & Rhyme</p> <p>Alliteration</p> <p>Voice sounds</p>		<p>Awareness of RWI sounds</p> <p>Oral blending</p> <p>Delivery of RWI for Nursery</p>	
Possible Role play enhancements	<p>Home corner</p> <p>Doctor's</p> <p>3 Bear's Cottage</p>		<p>Home Corner</p> <p>Preparing house for Christmas</p>		<p>Home corner</p> <p>Preparing for a trip/holiday</p>	